

Ионекс

Тел/Факс: (8482) 25-82-40, Тел. (8482) 25-82-85, (499) 782-61-17

E-mail: msk@ionexedm.ru, tlt@ionexedm.ru

Internet: www.ionexedm.ru

Каталог запасных и быстроизнашивающихся частей для электроискровых (электроэрозионных) проволочно-вырезных станков Seibu

Детали, не представленные в данном каталоге, вы можете заказать прислав в запросе как можно больше информации, а именно: марку и модель станка, год выпуска, номер детали (части) по каталогу соответствующего производителя станка, типоразмеры или чертежи детали, ее фотографию, надписи с этикеток, шильдиков, корпусов и т.п.

Версия 1.Se Дата: 02.2010









Wire Guide					
Picture	Code No.	Original P/No.	Dimension	Position	Application
	SE111	4440400-7 4440400-8 4440400-9	Φ0.21 Φ0.26 Φ0.31	Common	EW-F. K. K2. K2 series Manual. AWF type Referto4451771
	SE113	4433681-4 4433681-5 4433681-6	Φ0.21 Φ0.26 Φ0.31	Common	EW-B. E series EWP-300A2 series Manual type
	SE114	3438115	Φ0.21 Φ0.26 Φ0.31	Common	EW-A5S. A7S. C5S3. M series AWF type UD dies
	SE115	4461551	Φ0.21 Φ0.26 Φ0.31	Common	EW-A5S. A7S. C5S3 series AWF type / LD dies SW=15 / L=30
	SE116	4458910	Φ0.21 Φ0.26 Φ0.31	Common	EW-A5S. A7S. C5S3. M series AWF type LLD dies
Power Feed Contact					
Picture	Code No.	Original P/No.	Dimension	Position	Application
	SE021	5417819	Φ20xΦ6x10	Common	EW- B. E series EWP-A series Manual type
	SE022	4456239	Φ20xΦ12x28	Common	EW. APC series Manual. AWF type Refer to 4435332
	SE023	4469013	7x20x20	Common	EW-A5. A5S. A7S. C5S3 series AWF type
	SE023G	4469013	7x20x20	Common	EW-A5. A5S. A7S. C5S3 series AWF type
	SE024	4463719	7x15x20	Common	EW-K2. SK series Manual. AWF type Referto4469012
	SE024G	4463719	7x15x20	Common	EW-K2. SK series Manual. AWF type
Flushing Nozzle					
Picture	Code No.	Original P/No.	Dimension	Position	Application

	SE211	5427089	Φ3 Φ4 Φ5 Φ6	Common	EW-E. F series Manual type
	SE212	5428160	Φ3 Φ5	Upper	EW-F. K. K1.2.3 series AWF-2B type
	SE213		Φ3 Φ4	Common	EW-F. K1.2 series Manual type
	SE215	5428161	Φ3 Φ5	Lower	EW-F. K1.2.3 series Manual. AWF-2B type
	SE216	5424011	Φ3 Φ6	Common	EW-B. E. P series
	SE217		Φ4	Lower	EW-E. F series Manual type Φ23xΦ4x14H
	SE218	4465970	Φ4	Upper	EW-A series AWF type
	SE219	4465971	Φ4	Lower	EW-A series AWF type
	SE220	4469440	Φ4	Upper	EW-A. C series AWF type Φ37.5xΦ4x24.5H
	SE221	4204528	Φ3 Φ4	Lower	EW-A. C. M series AWF type Φ37.5xΦ4x23H
Isolator Plate					
Picture	Code No.	Original P/No.	Dimension	Position	Application
	SE301		140x80x20	Upper	EW-A. M series AWF type Ceramic isolator plate
	SE302		165x88x25	Upper	EW-A. M series AWF type Ceramic isolator plate
	SE303	4208518	137x80x20	Upper	EW-M series AWF type Ceramic isolator plate

Various

Picture	Code No.	Original P/No.	Dimension	Position	Application
	SE304		Φ115/80x20	Lower	EW-A. C. K. Mseries Ceramic isolator plate M type Φ115/80xΦ28x20H
	SE314	4440143	OD=80	Upper	EW-K. A. C series Ceramic feed roller Φ80xΦ42x20H
	SE314-1		OD=80.2	Upper	EW-K. A. C series Ceramic feed roller for fine wire Φ80.2xΦ42x20H
	SE315	4466186	OD=160	Upper	EW-F. K. C series Brake pulley
	SE316	5427989	OD=35	Upper	EW-K series AWT-2B type / Pinch roller Φ35xΦ22x17.5H
	SE317	5427844	OD=50	Lower	EW-K series AWT-2B type / Capstan roller Φ50xΦ10x17.5H
	SE600		61x22x26	Upper	Electric brush holder
	SE601		57x29x30	Lower	Electric brush holder
	SE602		53x22x26	Upper	Electric brush holder
	SE603		65x30x36	Lower	Electric brush holder
	SE801	PS313-1	70x40x34	Upper	EW-F. K series Dies block
	SE801-1		Φ33.5x19.5	Common	EW-F. K series Stopper for SE801. 802
	SE801-2	4436809	Φ18x25	Spring	EW-F. K series
	SE802	PS313-0	40x54x34	Lower	EW-F. K series Brush holder

Various

Picture	Code No.	Original P/No.	Dimension	Position	Application
	SE802S	PS313-0	40x54x34	Lower	EW-F. K series Brush holder set
	SE803		22x61x26	Upper	EW-A5S. M series Electric brush holder
	SE804		Φ33xΦ13x17	Upper	EW-A5S. M series Left ceramic pulley Ref. SE318
	SE805	5420841	Φ33xΦ13x10	Lower	EW-F. K series Right ceramic pulley Ref. SE319
	SE806		Φ50x20	Lower	EW-F. K series Left capstan roller joint type Ref. SE320
	SE807		Φ50x20	Left	EW-F. K series Right pinch roller Ref. SE321
	SE808A	4468314	Φ42.8xΦ22x12	Right	EW-F. K series Feed roller
	SE808B		Φ43.8xΦ22x12	Lower	EW-A5S series Feed roller
	SE809		Φ44xΦ11x19	Upper	EW-A5S. M series Guide roller
	SE810		29x52x30	Lower	EW-A5S. M series Electric brush holder
	SE811		36x65x30	Lower	EW-A5S. M series Electric brush holder